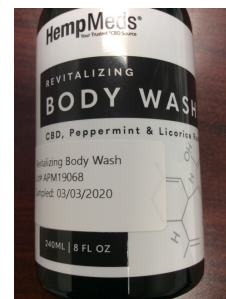


Certificate of Analysis

Sample Information

CTLA ID: 15283
Date Received: 3/4/2020
Sample Name: Revitalizing Body Wash
Lot Number: APM19068
Customer: MM Inc.



| Analysis | Method | MDL Specification | Result | Units |
|----------------------------------|------------|-------------------|----------|-------|
| Complete Micro | | | | |
| Total Plate Count | USP <2021> | 100 Report | <100 | cfu/g |
| Total Coliforms | BAM CH.4 | 10 Report | <10 | cfu/g |
| <i>Escherichia coli</i> | USP <2022> | Report | Negative | |
| <i>Salmonella</i> | USP <2022> | Report | Negative | |
| <i>Staphylococcus aureus</i> | USP <2022> | Report | Negative | |
| Yeast & Mold | USP <2021> | 100 Report | <100 | cfu/g |
| Heavy Metals | | | | |
| Arsenic | USP <2232> | .001 Report | 0.005 | ppm |
| Cadmium | USP <2232> | .001 Report | <0.001 | ppm |
| Lead | USP <2232> | .001 Report | <0.001 | ppm |
| Mercury | USP <2232> | .001 Report | <0.001 | ppm |
| Cannabinoid Concentration | | | | |
| Total Cannabidiol (CBD) | HPLC | 0.024 Report | 0.083 | mg/g |
| Total Tetrahydrocannabinol (THC) | HPLC | 0.002 Report | ND | % |
| CBD | HPLC | 0.024 Report | 0.083 | mg/g |
| CBDA | HPLC | 0.024 Report | ND | mg/g |
| Δ9-THC | HPLC | 0.024 Report | ND | mg/g |
| THCA | HPLC | 0.024 Report | ND | mg/g |
| Δ8-THC | HPLC | 0.024 Report | ND | mg/g |
| THCV | HPLC | 0.024 Report | ND | mg/g |
| CBDV | HPLC | 0.024 Report | ND | mg/g |
| CBDVA | HPLC | 0.024 Report | ND | mg/g |
| CBGA | HPLC | 0.024 Report | ND | mg/g |

3/11/2020
DATE

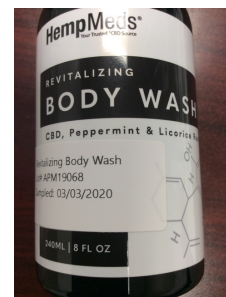

Quality Manager

Specifications provided by the Customer. Results with an asterisk (*) denote Specifications should be reviewed by the Customer. This Certificate of Analysis represents data for the sample submitted and does not constitute a guarantee of quality for the entire product from which it was taken. These results are provided for the benefit of the Customer. MDL = Method Detection Limit.

Certificate of Analysis

Sample Information

CTLA ID: 15283
Date Received: 3/4/2020
Sample Name: Revitalizing Body Wash
Lot Number: APM19068
Customer: MM Inc.



| Analysis | Method | MDL Specification | Result | Units |
|--------------------|-----------|-------------------|--------|-------|
| CBG | HPLC | 0.024 Report | ND | mg/g |
| CBN | HPLC | 0.024 Report | ND | mg/g |
| CBC | HPLC | 0.024 Report | ND | mg/g |
| CBL | HPLC | 0.024 Report | ND | mg/g |
| Pesticides | | | | |
| Abamectin | USP <561> | .01 Report | ND | ppm |
| Acequinocyl | USP <561> | .01 Report | ND | ppm |
| Bifenazate | USP <561> | .01 Report | ND | ppm |
| Bifenthrin | USP <561> | .01 Report | ND | ppm |
| Cyfluthrin | USP <561> | .01 Report | ND | ppm |
| Cypermethrin | USP <561> | .01 Report | ND | ppm |
| Daminozide | USP <561> | .01 Report | ND | ppm |
| Dimethomorph | USP <561> | .01 Report | ND | ppm |
| Etoxazole | USP <561> | .01 Report | ND | ppm |
| Fenhexamid | USP <561> | .01 Report | ND | ppm |
| Flonicamid | USP <561> | .01 Report | ND | ppm |
| Fludioxonil | USP <561> | .01 Report | ND | ppm |
| Imidacloprid | USP <561> | .01 Report | ND | ppm |
| Myclobutanil | USP <561> | .01 Report | ND | ppm |
| Paclobutrazol | USP <561> | .01 Report | ND | ppm |
| Piperonyl Butoxide | USP <561> | .01 Report | ND | ppm |
| Pyrethrins | USP <561> | .01 Report | ND | ppm |
| Quintozene | USP <561> | .01 Report | ND | ppm |
| Spinetoram | USP <561> | .01 Report | ND | ppm |

3/11/2020
DATE

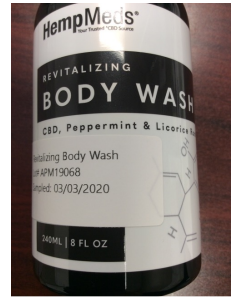

Quality Manager

Specifications provided by the Customer. Results with an asterisk (*) denote Specifications should be reviewed by the Customer. This Certificate of Analysis represents data for the sample submitted and does not constitute a guarantee of quality for the entire product from which it was taken. These results are provided for the benefit of the Customer. MDL = Method Detection Limit.

Certificate of Analysis

Sample Information

CTLA ID: 15283
Date Received: 3/4/2020
Sample Name: Revitalizing Body Wash
Lot Number: APM19068
Customer: MM Inc.



| Analysis | Method | MDL Specification | Result | Units |
|--------------------------|-----------|-------------------|--------|-------|
| Spinosad | USP <561> | .01 Report | ND | ppm |
| Spirotetramat | USP <561> | .01 Report | ND | ppm |
| Thiamethoxam | USP <561> | .01 Report | ND | ppm |
| Trifloxystrobin | USP <561> | .01 Report | ND | ppm |
| Plant Growth Regulators | USP <561> | .01 Report | ND | ppm |
| Residual Solvents | | | | |
| Butanes | USP <467> | 76 Report | ND | ppm |
| Heptanes | USP <467> | 76 Report | ND | ppm |
| Propanes | USP <467> | 76 Report | ND | ppm |

ND = None Detected

Total CBD = CBD + (CBDA*0.877)

Total THC = Δ9-THC + Δ8-THC

Total Cannabinoids = 0.083

3/11/2020

DATE


Quality Manager

Specifications provided by the Customer. Results with an asterisk (*) denote Specifications should be reviewed by the Customer. This Certificate of Analysis represents data for the sample submitted and does not constitute a guarantee of quality for the entire product from which it was taken. These results are provided for the benefit of the Customer. MDL = Method Detection Limit.